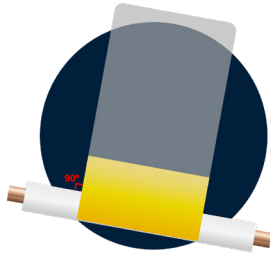


LSWC wrap-around labels

Commercial self-laminating marker

TECHNICAL DATA SHEET

Revision Number. 1.4
Last Edited 17. jan. 2025



Horizontal wrap-around labels.
Extremely quick and easy to print and apply and gives the printed label protection with self-laminating function.

The labels are printed using thermal transfer printing technology and designed for many applications where ID of parts are required especially in data centres.
Cost-effective way to label wires and cables when installations do not have to survive the very toughest environmental conditions.

Typical usage.
LSWC labels can be applied indoors as self-laminating wrap-around labels that sit flat around cables for a tidy finish or as flagging labels that stand out from cables for technicians sort them with ease.

Special formulated pressure sensitive adhesive meet the demanding requirement for wire harness labelling. The pressure-sensitive adhesive bonds well to a variety of surfaces.

The labels have detection holes for printers with fixed sensor or movable sensor.

Industries



Industry



Marine



Wind power



Commercial



Aerospace



Construction



Railway



Military



Electrical installations



Petrochemical



Telecom

STANDARD COLORS



MATERIAL

Frosty 3.15 mil "80 micron" clear PE film.
Backed with a 3,38 mil glassine release liner.

ADHESIVE

Solvent based permanent pressure sensitive acrylic adhesive.

APPLICATION MIN TEMPERATURE

Application Temperature Min. 5°C (41°F)

SERVICE TEMPERATURE RANGE

41°F to 176°F (5°C to 80°C)

RECOMMENDED RIBBON

FTI-M

ALTERNATIVE RIBBON

FTI-HXX - FTI-HX - FTI-X - FTI-Y

SMUGDE & SCRATCH RESISTANCE

Good Smear / scratch Resistance

RESISTANCE TO SOLVENTS

Yes

REACH - ROHS COMPLIANT

Yes

RECOMMENDED PRINTERS

CAB - EOS - SQUIX - A4+M Series

HALOGEN FREE

Yes

STORAGE STABILITY

12 months from date of manufacture. Cool and dry in original packaging. Recommended temperature: 70-75°F - 21-25°C - 40-50% RH - Relative Humidity defined by FINAT. Prolonged storage at higher temperatures and / or higher humidity will shorten the shelf life.

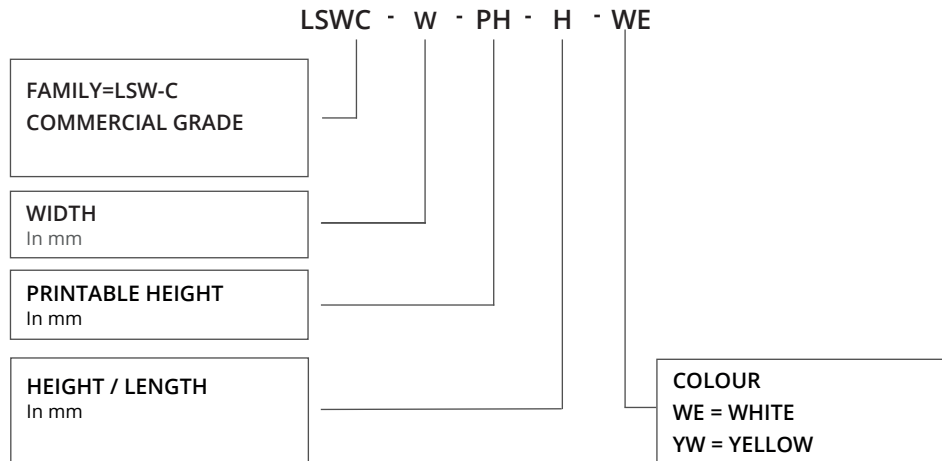
APPLICATIONS

Developed to be used in industry, wind power, commercial, construction, electrical, telecom, industrial signs etc.

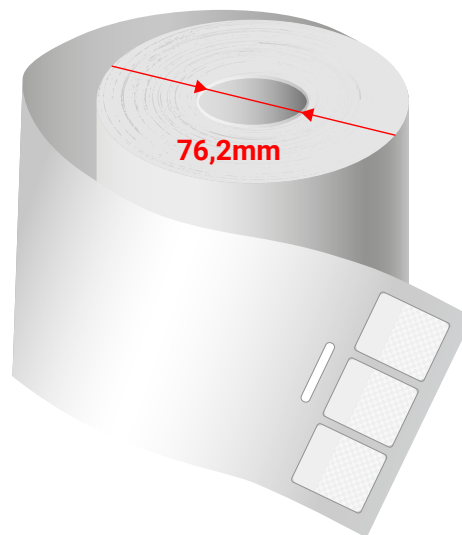
Ordering Info - Part Number Example LSWC-127-095-190-WE

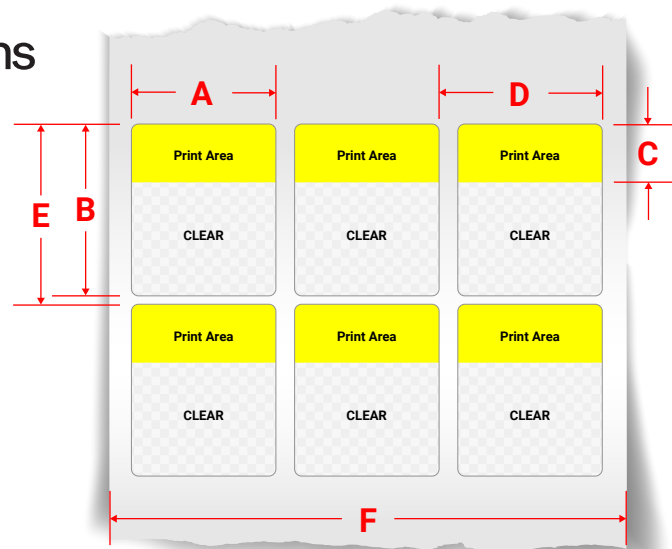
PART NUMBER EXAMPLE -

Product code



CORE SIZE -





PRODUCT CODE	APPLICATIVE DIAMETER	LINES ACROSS	WIDTH	HEIGHT	PRINT HEIGHT	D	E	LINER WIDTH F	PCS / ROLL
			A	B	C				
	mm	pcs	mm	mm	mm	mm	mm	mm	pcs
LSWC-127-095-190-WE	2-3	4	12,7	19,05	9,53	15,24	24,05	63,50	5,000
LSWC-127-095-254-WE	3-5	4	12,7	25,4	9,53	15,24	30,40	63,50	5,000
LSWC-127-127-317-WE	3-6	4	12,7	31,75	12,7	15,24	36,75	63,50	5,000
LSWC-127-127-365-WE	4-7	5	12,7	36,50	12,7	16,81	41,50	85,09	10,000
LSWC-190-095-238-WE	2-4	4	19,05	23,81	9,52	20,32	28,81	85,09	10,000
LSWC-190-127-444-WE	5-10	4	19,05	44,45	12,70	20,32	49,45	85,09	5,000
LSWC-203-127-365-WE	4-7	4	20,32	36,50	12,70	20,32	41,50	85,09	10,000
LSWC-203-127-381-WE	4-8	4	20,30	38,10	12,70	22,90	43,10	94,90	10,000
LSWC-250-250-750-WE	8-15	4	25,0	75,0	25,0	28,0	80,00	59,00	2,500
LSWC-254-095-190-WE	2-3	2	25,40	19,05	9,53	27,94	24,05	58,42	5,000
LSWC-254-095-254-WE	3-5	2	25,40	25,40	9,53	27,94	30,40	58,42	5,000
LSWC-254-127-365-WE	4-7	3	25,40	36,50	12,70	27,40	41,50	86,00	5,000
LSWC-254-190-571-WE	6-12	2	25,40	57,15	19,05	27,40	62,15	59,00	2,500
LSWC-254-254-952-WE	11-22	3	24,40	95,25	25,40	27,30	100,25	85,09	2,500
LSWC-254-381-1333-WE	15-30	1	25,40	133,35	38,10		138,35	30,48	500
LSWC-254-381-1524-WE	18-36	2	25,40	152,40	38,10	27,94	157,40	55,88	1,000
LSWC-254-381-1889-WE	24-48	3	25,40	188,90	38,10	27,90	193,90	87,30	1,000
LSWC-381-095-254-WE	3-5	1	38,10	25,40	9,53		30,40	43,18	2,500
LSWC-381-127-381-WE	4-8	1	38,10	38,10	12,70		43,10	43,18	2,000
LSWC-444-095-254-WE	3-5	1	44,45	25,40	9,53		30,40	49,53	2,500
LSWC-444-127-381-WE	4-8	1	44,45	38,10	12,70		43,10	49,53	2,000
LSWC-444-190-810-WE	10-19	1	48,30	81,00	19,05	50,80	86,00	54,00	1,000
LSWC-483-381-1510-WE	18-35	2	48,30	151,00	38,10	50,80	156,00	105,10	1,000
LSWC-508-127-365-WE	4-7	2	50,80	36,50	12,70	50,80	41,50	107,60	2,500
LSWC-508-191-572-WE	6-12	2	50,80	57,20	19,10	50,80	62,20	107,60	2,500
LSWC-508-254-952-WE	11-22	1	50,80	95,25	25,40		100,25	55,88	1,000
LSWC-508-381-1524-WE	18-36	1	50,80	152,40	38,10		157,40	55,88	500
LSWC-508-381-1778-WE	22-44	1	50,80	177,80	38,10		182,80	55,88	500
LSWC-508-381-1889-WE	24-48	2	50,80	188,90	38,10	53,30	193,90	110,10	1000
LSWC-635-190-571-WE	6-12	1	63,50	57,15	19,05		62,15	68,58	1000

General Values for thermal transfer PE Film.

THERMAL TRANSFER PRINTABLE FILM

PHYSICAL PROPERTIES	TEST METHOD	TYPICAL VALUE
Adhesive thickness	KLS-01	0,026mm I ± 0,003 Aprox 26 micron
PE film thickness MILS / Microns	ASTM D 3652	0,080 ± 0,006 Aprox 80 micron ± 10%
Glassine release paper thickness		0,086 ± 0,008 Aprox 86 micron
Glassine liner paper basic weight (g/sq meter)		100 ±10
PE film Basic weight (g/sq meter)		74 ±6
Color film		Transparent matt
Color glassine liner		White
Release force		12 ± 8 nm

FILM THERMAL PROPERTIES

PROPERTIES	TEST METHOD	TYPICAL VALUE
Service Temperature Range	--20°F to 176°F (-29°C to 80°C)

ADHESIVE PHYSICAL - Special formulated pressure sensitive adhesive meet the demanding requirement for wire harness labeling

PROPERTIES	TEST METHOD	TYPICAL VALUE
Thickness	KLS-01	0,026 ± 0,003
Dry coating weight	KLS-02	26 ± g/Sq Meter
Solvent Retention	KLS-12	1,5↓ wt%
Adhesion to stainless steel		1,2↑ kg/inch
High initial tack	GB/T 4852	4 kg/inch
Holding Power	GB / T 4851	8 ↑ hr / kg x inch ²
Adhesive Type	Permanent pressure sensitive acrylic adhesive
Service temperature		5 - 80 °C
Minimum operating temperature		5 °C
Storage conditions		Store in normal temperature and dry place (0-28 °C below 78 % R. Avoid high temperature, high humidity, sunshine and rain. The optimal storage condition is 23 ± 5°C , 65 ± 5%RH and the shelf life is 12 months
Remarks		Please be sure to understand the purpose and use conditions and requirements before using the labels. Unless agreed Link Solutions will not be liable for any loss or expense.

WATER IMMERSION -

Samples stuck onto a stainless steel test panel and dwell for 24 hours before immersion. Afterwards the test panel is submerged in water for 72 hours, and followed by 24 hours recovery time before peel test. Then the peel data is compared with the 75 hours data @ relative temperature on the stainless steel panel. Lastly the peel performance is measured

Result.

No visual change or adhesion loss.

LINER DATA

PROPERTIES	COLOUR	TYPICAL VALUE
Supercalendered release kraftliner paper	White	100 ±10 g/m ²

ENVIRONMENTAL UV AND USE

PROPERTIES	TEST METHOD	TYPICAL VALUE
The clear vinyl film is not recommended for outdoor applications.	The durability is based on European exposure conditions. Actual performance life will depend on substrate preparation, exposure conditions and maintenance of the marking	A durability of 1 year (vertical exposure) can be expected. No visual effect. Good contrast and visibility

TYPICAL VALUES

The listed technical data are standard values and give indications about the performance of the material only. They are not intended for specification purpose.

PERFORMANCE OF THE PRODUCT

The performance of the product should always be tested in the actual application conditions. Our recommendations are based on our most current knowledge and experience. As our products are used in conditions beyond our control, we cannot assume any liability for damage caused through others' use. Users of our products are solely responsible that the product is suitable for its intended application, and have determined such at their sole discretion. Users must comply with any applicable legislation and/or testing requirements for the finished article, and are responsible for bringing their products to market.

This publication does not constitute any warranty, express or implied, and is intended only for the recipient and cannot therefore be transferred to any third party. We cannot assume any liability for the use of our products in conjunction with other materials.

CHEMICAL RESISTANCE - GENERAL OVERVIEW FOR PE BASED FILM

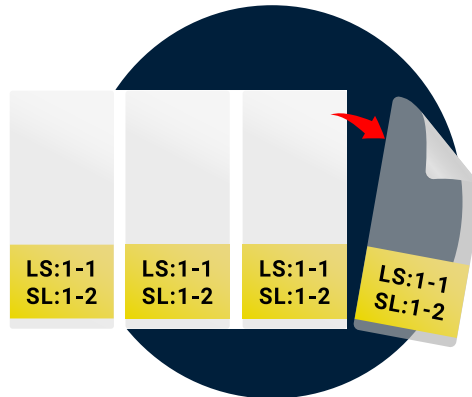
[HTTPS://WWW.ENGINEERINGTOOLBOX.COM/PEH-CHEMICAL-RESISTANCE-D_329.HTML](https://www.engineeringtoolbox.com/PEH-CHEMICAL-RESISTANCE-D_329.html)

CHEMICAL PERFORMANCE

Note: is not recommended for use in harsh organic solvents such as methyl ethyl ketone, acetone, or 1,1,1-trichloroethane and acetic acid above 25%

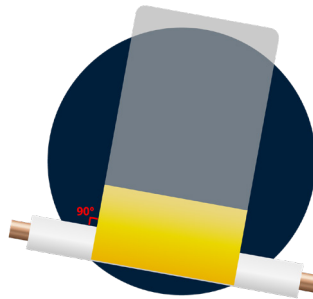
Assembly Instructions after printing

1 - TAKE THE PRINTED MARKER OFF THE LINER



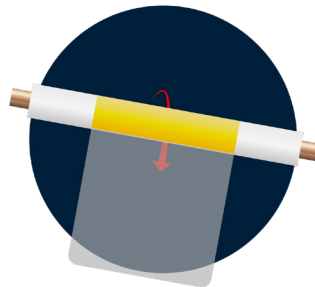
2 - POSITION THE MARKER 90 DEGREES ON THE CABLE

- Use the adhesive area in the end of the marker to adhere to the cable



2 - WRAP AROUND THE CABLE

- Use the adhesive area in the end of the marker to adhere to the adhesive area over the print area so it laminates to itself



4 - CONTINUE WRAP-AROUND

- Continue to wrap around the marker until you reach the end. Be careful not to touch the adhesive end.

